



**FINAL YEAR PROJECT REPORT**

# **SMART MIRROR FOR SMART LIFE**

**In fulfillment of the requirement**

**For degree of**

**BS (COMPUTER SCIENCES)**

**By**

<b>MUHAMMAD USMAN HAFEEZ</b>	<b>59971 (BSCS)</b>
<b>MUHAMMAD TAHA KOUSER</b>	<b>59978 (BSCS)</b>
<b>MUHAMMAD SAAD</b>	<b>59963 (BSCS)</b>

**SUPERVISED**

**BY**


**MR. NOMAN**

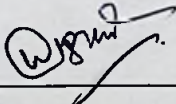
**BAHRIA UNIVERSITY (KARACHI CAMPUS)**

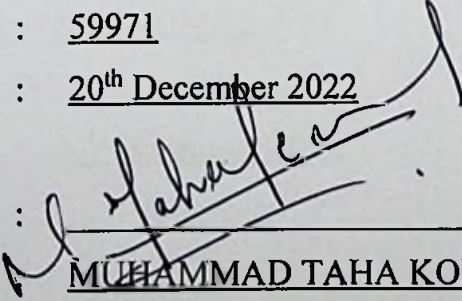
**FALL-2022**

**DECLARATION**

We hereby declare that this project report is based on our original work except for citations and quotations which have been duly acknowledged. We also declare that it has not been previously and concurrently submitted for any other degree or award at Bahria University or other institutions.

Signature :   
Name : MUHAMMAD SAAD  
Reg No. : 59963  
Date : 20<sup>th</sup> December 2022


Signature :   
Name : MUHAMMAD USMAN  
Reg No. : 59971  
Date : 20<sup>th</sup> December 2022

Signature :   
Name : MUHAMMAD TAHA KOUSER  
Reg No. : 59978  
Date : 20<sup>th</sup> December 2022

**APPROVAL FOR SUBMISSION**

We certify that this project report entitled “**SMART MIRROR FOR SMART LIFE**” was prepared by **MUHAMMAD USMAN HAFEEZ, MUHAMMAD TAHA KOUSER & MUHAMMAD SAAD** has met the required standard for submission in partial fulfilment of the requirements for the award of Bachelor of Computer Science at Bahria University.

Approved By,

Signature : 

Supervisor: MR. NOMAN

Date : 20<sup>th</sup> December 2022

**COPYRIGHT**

The copyright of this report belongs to Bahria University as qualified by Intellectual Property Policy of Bahria University BUORIC P-15 amended April 2019. Due acknowledgement shall always be made of the use of any material contained in, or derived from, this report.

© Bahria University all rights reserved.

## ACKNOWLEDGEMENTS

We would like to thank everyone who had contributed to the successful completion of this project. We would like to express my gratitude to my research supervisor, “**Mr. Noman**” for his/her invaluable advice, guidance and his/her enormous patience throughout the development of the research.

## SMART MIRROR FOR SMART LIFE

### ABSTRACT

The need for cutting-edge technology is increasing, altering the way the world lives. The effect of technology on our life is so great that we are surrounded by technologically advanced devices. Everything is becoming smart, from smart homes to smart cities. The advent of technology also increases the convenience of living and comfort zone. As a result, the proposed model, the smart mirror for smart living, is a system in which a regular mirror acts as a smart device. This system describes the design and development of an interactive multimedia future Smart Mirror with artificial intelligence for the ambient home environment as well as commercial applications in a variety of sectors. The project would capture real-world machine data, which would then be transferred from the machine and handled by the Raspberry Pi. The smart mirror for smart life is implemented as a personalised digital device outfitted with peripherals such as a Raspberry PI, microphone, speakers, LED Monitor covered with a sheet of reflective one-way mirror provides one of the most basic common amenities such as city weather, latest updates of news and headlines, and local time corresponding to the location. Using speech processing techniques, the smart mirror for smart life interacts with the user via verbal commands, functions, and listens to and replies to the user's questions.

**TABLE OF CONTENTS**

<b>DECLARATION</b>	<b>ii</b>
<b>APPROVAL FOR SUBMISSION</b>	<b>iii</b>
<b>COPYRIGHT</b>	<b>iv</b>
<b>ACKNOWLEDGEMENTS</b>	<b>v</b>
<b>ABSTRACT</b>	<b>vi</b>
<b>TABLE OF CONTENTS</b>	<b>vii</b>
<b>LIST OF TABLES</b>	<b>viii</b>
<b>LIST OF FIGURES</b>	<b>ix</b>
<b>LIST OF SYMBOLS / ABBREVIATIONS</b>	<b>x</b>
<b>LIST OF APPENDICES</b>	<b>xi</b>

**CHAPTER**

<b>1</b>	<b>INTRODUCTION</b>	<b>16</b>
	1.1 Background	16
	1.2 Problem Statements	17
	1.3 Aims and Objectives	17
	1.4 Scope of Project	17
<b>2</b>	<b>LITERATURE REVIEW</b>	<b>19</b>
	2.1 Literature Survey	19
	2.2 Existing Systems	21
<b>3</b>	<b>DESIGN AND METHODOLOGY</b>	<b>22</b>
	3.1 Design	22
	3.2 Overview	22
	3.3 Hardware	23

3.3.1	Raspberry Pi 4	23
3.3.2	Frame and Two way Mirror	23
3.3.3	Display Monitor	24
3.3.4	Speaker	24
3.3.5	Camera	25
3.4	Software	25
3.4.1	Raspbian OS	26
3.5	Methodolgy	26
3.6	Use Case	28
3.6.1	Use Case (User)	28
3.6.2	Block Digram	28
3.6.3	Flow Chart Digram	29
3.6.4	System Flow Digram	29
3.7	Face Recognition	30
3.8	Voice Assistant	31
3.9	Software View of Intelligence Taining Mirror	31
3.10	GUI of Remote Control	35
<b>4</b>	<b>IMPLEMENTATION</b>	<b>37</b>
4.1	Hardware Design	37
4.1.1	Initial Designing of Smart Mirror	37
4.1.2	Wooden Frame	38
4.1.3	Assembling of Hardware Componenets	39
4.2	Software Design	40
4.2.1	Program Flow	41
4.2.2	Installation of NodeJs	41
4.2.3	Installation of electron	42
4.2.4	Installation of MagicMirror <sup>2</sup>	42
4.2.5	Alert Module	43
4.2.6	Calendar Module	45
4.2.7	Clock Module	47
4.2.8	Compliments Module	49
4.2.9	News Feed Module	51

		ix
4.2.10	Weather Module	53
4.2.11	Face Recognition Module	55
4.2.12	Voice Assistant Module	63
4.2.13	Module Configuration	67
<b>5</b>	<b>RESULTS AND DISCUSSIONS</b>	<b>71</b>
5.1	Testing	71
5.2	Types of Testing	72
5.2.1	White Box Testing	72
5.2.2	Black Box Testing	72
5.3	Test Cases	74
5.4	Outcomes	76
<b>6</b>	<b>CONCLUSION AND RECOMMENDATIONS</b>	<b>77</b>
6.1	Conclusion	77
6.2	Fututre Work	78
	<b>REFERENCES</b>	<b>79</b>